

TOP OF THE ROCK™
OBSERVATION DECK
NEW YORK CITY

EDUCATION MATERIALS

STUDENT ACTIVITIES



Name: _____

Date: _____

TRIP SHEET 1

Work on this sheet as you visit the exhibit on the Mezzanine level of 30 Rockefeller Plaza.

► **Write 3 things you learned.**

► **Write 2 questions you have.**

► **Draw 1 picture of an artifact you saw in the exhibit.**



Name: _____

Date: _____

TRIP SHEET 2

Look for these buildings, bridges, and other places from the Observation Deck.
Check the box as you find each one.

► BUILDINGS

The Empire State Building



Chrysler Building



Statue of Liberty



► BRIDGES

George Washington Bridge



Brooklyn Bridge



► OTHER PLACES

Central Park

New Jersey

Times Square

Staten Island

Brooklyn

Hudson River

Bronx

East River

Queens

Name: _____

Date: _____

TRIP SHEET 3

Sketch the view from Top of the Rock. You may want to draw a specific building, or just focus on the view.



In which direction are you looking? Circle one:

North

East

South

West

Northeast

Northwest

Southeast

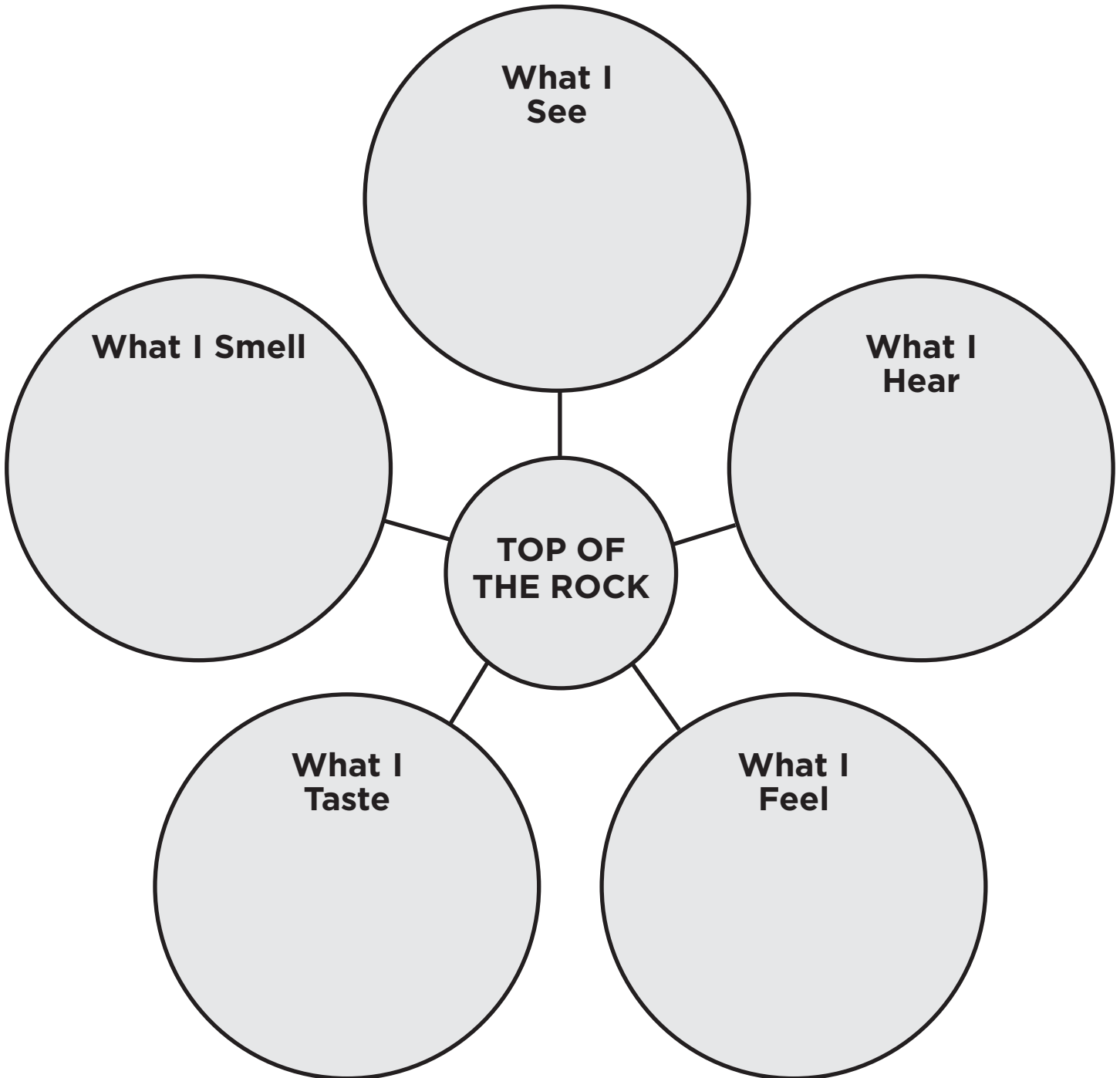
Southwest

Name: _____

Date: _____

TRIP SHEET 4

Use your five senses to fill in the diagram. Write notes about what you SEE, HEAR, FEEL, TASTE, and SMELL. Note: Write more outside the circle if you run out of space.




Name: _____

Date: _____

TRIP SHEET 5

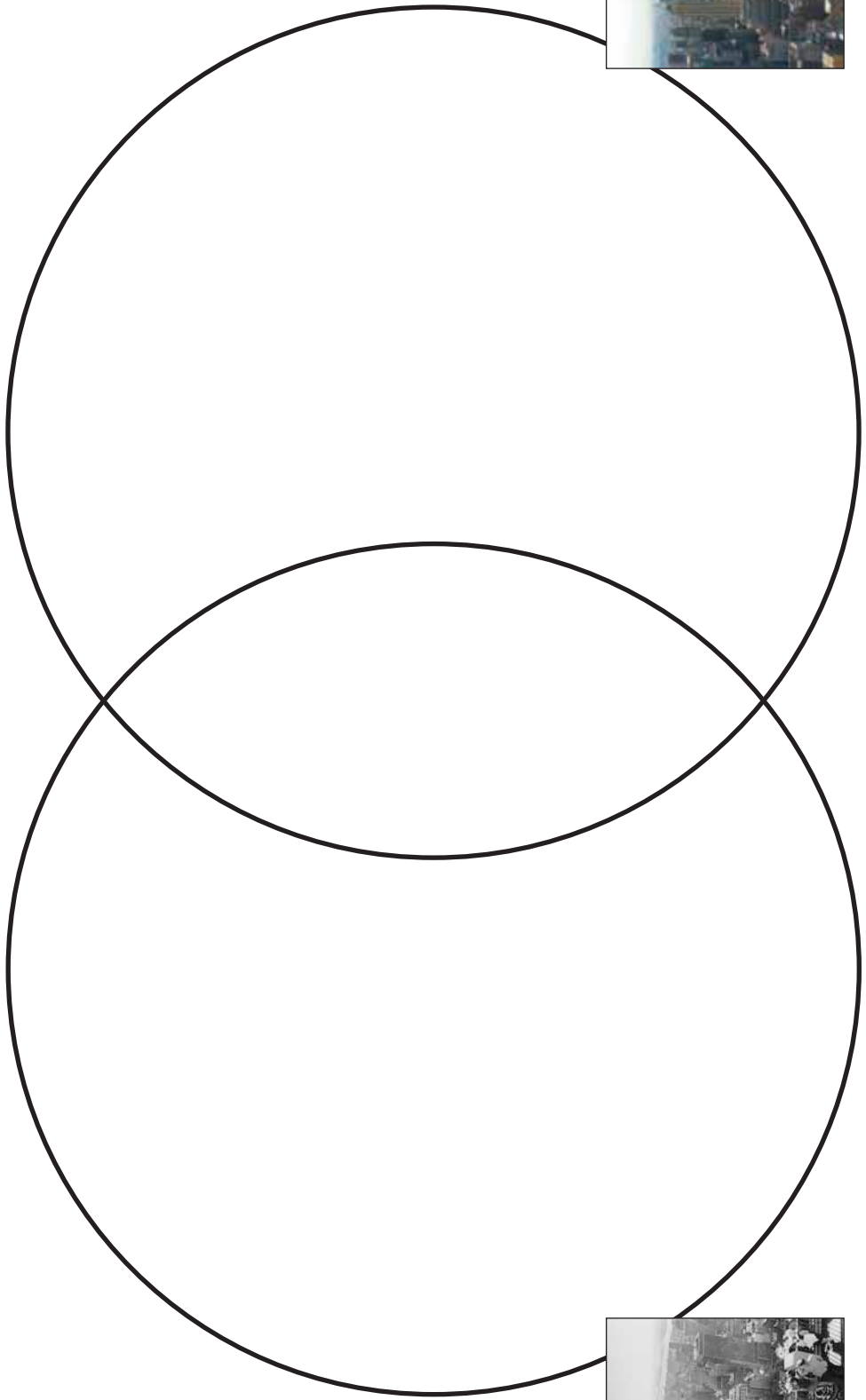
Draw a picture of 30 Rockefeller Plaza. Include as much detail as you can.



Name: _____ Date: _____

STUDENT SHEET 1

Compare Pictures A & B. Both show the view from Top of the Rock. Picture A is from 1969. Picture B is from 2005. What else do you notice? Use the Venn diagram to record your observations.



Picture A



Picture B

Picture A: The View from Top of the Rock, 1969.



Picture B: The View from Top of the Rock, 2005.



Name: _____

Date: _____

STUDENT SHEET 3

Character Study

During your visit, take notes on the experience and contributions of the people involved in the construction of Rockefeller Center.

John D. Rockefeller, Jr. What was his role in the project? What was his life like? What challenges did he face?

Abby Rockefeller What kind of person was she? What was her life like? How did she contribute to the project? What role did art and artists play in her life?

The Builders Who were they? What were their jobs? How did they work together?

The Artists Who were they? Why were they selected to contribute artwork to Rockefeller Center?

The Workers Who were they? What skills did they bring to the job? How did they feel about their work?

Name: _____

Date: _____

STUDENT SHEET 4

What was life like for Americans during the Great Depression?

► **Look for answers to this question as you visit the exhibit at Rockefeller Center. Use this sheet to take notes.**

○	
○	

► **After your trip, do additional research. Choose three primary source documents that work together to create a feel for life in the 1930s. Explain in writing what the three documents tell people today about the Great Depression. Primary sources include newspaper articles, political cartoons, photographs, books, maps, journal entries, oral histories, and songs. Listed below are a few resources to get you started.**

Internet Resources

America from the Great Depression to World War II: Photographs from the FSA-OWI, 1935-1945
<http://memory.loc.gov/fsowhome.html>

Eleanor Roosevelt National Historic Site
<http://www.nps.gov/elro/glossary/great-depression.htm>

The FDR Cartoon Collection
<http://www.nisk.k12.ny.us/fdr/>

America in the 1930s
<http://xroads.virginia.edu/~1930s/front.html>

New Deal Network
<http://newdeal.feri.org/>

American Life Histories: Manuscripts from the Federal Writers' Project, 1936-1940
<http://rs6.loc.gov/wpaintro/wpahome.html>

Books

(These secondary sources contain primary source documents that interpret the Great Depression.)

Children of the Great Depression by Russell Freedman

The Great Depression by David F. Burg

The Great Depression: A Nation in Distress by Janet Beyer and Joanne B. Weissman (eds.)

Name: _____

Date: _____

STUDENT SHEET 5

Looking at Art

The artwork in Rockefeller Center has a common theme: New Frontiers and the March of Civilization. Your assignment is to:

- ▶ **Choose two works of art in Rockefeller Center to research.**
- ▶ **Take notes on each work of art. List the name of the artwork and the artist who created it, the materials the artwork is made of (e.g., glass, stone, steel, enamel), the date it was created, and what kind of artwork it is (e.g., sculpture, mural, mosaic, relief). You should also note where the artwork is located in Rockefeller Plaza.**

Sample Notes:

News by Isamu Noguchi.

Completed in 1940

Made of stainless steel

Located above the entryway of the Bank of America building (50 Rockefeller Plaza between Fifth and Sixth Avenue)



News by Isamu Noguchi

- ▶ **Brainstorm a list of ways that the two works of art reflect the theme. (Think about the symbolism of the artwork. Note: You may have to do background research to understand some of the symbolism. For example, if you chose *Atlas*, you will want to research Atlas in Greek mythology.)**
- ▶ **Use your notes to write a one-page paper that explains how the two works reflect the theme of Rockefeller Center.**
- ▶ **Research the artwork online (www.rockefellercenter.com) or at the library. *The Art of Rockefeller Center* and *The Guide to the Art of Rockefeller Center* by Christine Roussel are two good sources.**



Atlas by Lee Lawrie

Extension: Make a plan for your own work of art that reflects the Rockefeller Center theme.

NEW YORK CITY BY THE NUMBERS

5 boroughs in NYC (Manhattan, the Bronx, Brooklyn, Queens, and Staten Island)

8,104,079 people in New York City

1,562,723 people in Manhattan

23.7 square miles in Manhattan

13.4 miles along the length of Manhattan

2.3 miles across Manhattan's widest point

12,187 taxis

102 stories in the Empire State Building

843 acres in Central Park

66,940 people per square mile in Manhattan

Math Connections

► 30 Rockefeller Plaza is **850 feet tall**. It has **70 stories** and **5,718 windows**. **65,008 people** work in the building. More than **90 million people** visit Rockefeller Center every year.





TOP OF ROCK
OBSERVATION DECK

**30 Rockefeller Plaza
New York, NY 10112-0002**

1-212-698-2000

1-877-692-7625

www.topoftherocknyc.com